



All products made-to-order

Eurospan Baffle Integrated Lighting

Conwed has partnered with Kelvix to supply the lighting system for this product. All documentation is directly from the manufacturer.



BEN 228 LINEAR EASY-SPEC™

Fixture Type: _____

Project: _____

Location: _____




FEATURES

- Optional Seamless Lensing Up to 100ft
- 100 to 1000 Lumens per Foot
- Field Replaceable Light Source
- 50,000 Hour Lamp Life
- Dimmable to 1%
- Anodized Finish
- Adjustable-Length Power Feed Included

SPECIFICATIONS

Input Voltage	24V DC / Constant Voltage
CRI	90+
Dimming Options	PWM, Triac, 0-10V
Temp Range	-40°F to 149°F
Channel Height	25.4mm (1")
Channel Width	35mm (1-3/8")



KELVIN COLOR TEMPERATURE SCALE



PART NUMBER BUILDER

Example:

228-I-48-DV-35K-WH-CP-SV-ULV

Model	Setting	Length (Unlimited) ¹	Output	CCT	Lens	Mounting Method	Finish	Power Supply
228	I	Inches	DL - 200+lm/ft DK - 400+lm/ft DV - 700+lm/ft VT - 1000+lm/ft RGBW-1 RGBW-2 RGBW-3	24K - 2400 Kelvin 27K - 2700 Kelvin 30K - 3000 Kelvin 35K - 3500 Kelvin 40K - 4000 Kelvin 50K - 5000 Kelvin	NA - None WH - White SWH - Seamless White <i>(SWH for direct view applications only)</i>	CP - Mounting Clips SP - Suspension	SV - Silver <i>(Custom Finishes Available)</i>	ULV - Universal Power Supply ²

¹ Light Source is installed in field allowing for seamless lensing and unlimited run lengths

² 120V = Forward Phase Dimming | 120/277 = 0-10V Dimming

For use with Light Source

Certified to CAN/CSA Standard C22.2 No. 250.0



Questions/Support | 800-789-3810 | quotes@kelvix.com

072020DM



Disclaimer of liability: Technical information contained herein is furnished without charge or obligation and is given and accepted at recipient's sole risk. Conditions of use may vary and are beyond our control, and because of this Conwed makes no representation about, and is not responsible or liable for, the accuracy or reliability of data associated with particular uses of any product described herein.

Click for latest document version
conwed.com/eurospan-bafflelighting



ULV36

36 WATT-24 VOLT | CLASS 2 SUPPLY

Fixture Type: _____

Project: _____

Location: _____

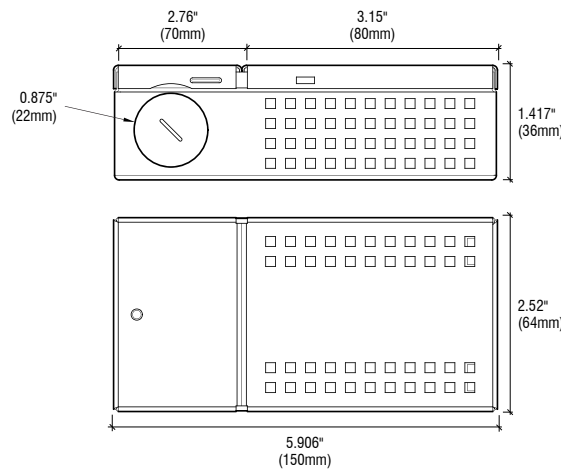
PRODUCT FEATURES

- 431 Hz/Flicker-free Dimming Down to 5%
- Incandescent, ELV, MLV, or 0-10V Dimming
- Protections: Short Circuit/Over Current/Over Voltage
- Free Air Convection Cooling
- Suitable for Dry/Damp Location
- UL-Listed Class 2



SPECIFICATIONS

Model	ULV36
Input Voltage	100-277 VAC
Output Voltage	24 VDC/Constant Voltage
Max. Wattage	36 W
Temp Range	-20°F-158°F
Dimensions W x H x D	5.906" x 2.52" x 1.417"
Classification	Class 2



Conforms to ANSI/UL Standard 2108
 Certified to CAN/CSA Standard C22.2 No. 250.0



Questions/Support | 800-789-3810 | quotes@kelvix.com

110620DM



Disclaimer of liability: Technical information contained herein is furnished without charge or obligation and is given and accepted at recipient's sole risk. Conditions of use may vary and are beyond our control, and because of this Conwed makes no representation about, and is not responsible or liable for, the accuracy or reliability of data associated with particular uses of any product described herein.



ULV36

36 WATT—24 VOLT | CLASS 2 SUPPLY



MODEL LIST

Model Name	Rated Input Voltage	Rated Output Power	Rated Output Voltage	Output Current	Note
ULV36	120–277 VAC	36 W	24 VDC	0–1500 mA × 2	
	120 VAC (Phase Cut Dimming)				

SPECIFICATION

Parameters	Symbols	Test Conditions / Comment	Min	Typ	Max	Units
INPUT						
Input Voltage	V _{IN}		108		305	VAC
Rated Input Voltage	V _{IN RATED}	Phase Cut Dimming		120		VAC
		No Phase Cut Dimming	120		277	VAC
Input Frequency	f _{line}		47	50/60	63	Hz
Input Current	I _{IN}	Full Load, V _{IN} = 120 VAC			0.40	A
		Full Load, V _{IN} = 230 VAC			0.20	A
		Full Load, V _{IN} = 277 VAC			0.18	A
GENERAL CHARACTERISTICS						
Power Factor	PF	30% – 100% Load, V _{IN} = 120 VAC	0.95			PF
		50% – 100% Load, V _{IN} = 230 VAC	0.9			PF
		70% – 100% Load, V _{IN} = 277 VAC	0.9			PF
Total Harmonic Distortion	THD	30% – 100% Load, V _{IN} = 120 VAC			20	%
		50% – 100% Load, V _{IN} = 230 VAC			20	%
		70% – 100% Load, V _{IN} = 277 VAC			20	%
Efficiency	η	Full Load, V _{IN} = 120 VAC	82	83		%
		Full Load, V _{IN} = 230 VAC	83	83.5		%
		Full Load, V _{IN} = 277 VAC	83	83.5		%
Turn On Delay Time	T _{on_delay}	Cold Start, No Dimmer		0.3	0.5	S
Leakage Current	I _{Leakage}	V _{IN} = 277 VAC/60Hz			0.5	mA
OUTPUT						
Output Voltage	V _{OUT}	No Dimming	22.8	24	24.7	V
Output Current	I _{OUT}		0		1500	mA
Line Regulation	I _{OUT-LINE}				1	%
Load Regulation	I _{OUT-LOAD}				1	%
Ripple Voltage	I _{OUT-RIPPLE}	Full Load, (pk-to-pk) / (2 × Average)			10	%
Output Voltage Overshoot	I _{OVERSHOOT}	Power ON			5	%
0-10V OR RESISTOR DIMMING						
The 0-10V or resistor dimming is a dimming manner that can be used to dim the output voltage via a standard commercial wall dimmer (0-10VDC) or an external control voltage source (0-10VDC) or external resistor.						
The dimming range is 100% V _{OUT} to 5% V _{OUT} . When V _{DIM} is 8-10VDC, the output voltage maintains 100% V _{OUT} , and when V _{DIM} is below 0.6V, the output voltage is 5% V _{OUT} .						
Absolute Maximum Voltage on 0-10V Pin	V _{DIM}		-2		15	V
Source Current on 0-10V Dimming Pin	I _{DIM}			100		uA
V _{DIM} Voltage for Full Bright	V _{DIM-MAX}		8			V
Output Duty Cycle	D _{0-10V}	PWM Output	5		100	%

Questions/Support | 800-789-3810 | quotes@kelvix.com

110620DM



Disclaimer of liability: Technical information contained herein is furnished without charge or obligation and is given and accepted at recipient's sole risk. Conditions of use may vary and are beyond our control, and because of this Conwed makes no representation about, and is not responsible or liable for, the accuracy or reliability of data associated with particular uses of any product described herein.

Click for latest document version
conwed.com/eurospan-baffle-lighting



ULV36

36 WATT—24 VOLT | CLASS 2 SUPPLY



SPECIFICATION (CONT.)

Parameters	Symbols	Test Conditions / Comment	Min	Typ	Max	Units
PWM DIMMING						
The PWM dimming is a dimming manner that can be used to dim the output voltage via the duty cycle of PWM signal.						
The dimming range is 100% V_{OUT} to 5% V_{OUT} . When the duty cycle is 80% to 100%, the output voltage reaches 100% V_{OUT} , and the output voltage maintains 5% V_{OUT} when the duty cycle below 6%.						
PWM Frequency	f_{PWM}		0.1		1	KHz
High Level Voltage of PWM Signal	$V_{PWM-High}$		8	10	12	V
Lower Level Voltage of PWM Signal	$V_{PWM-Low}$		0		1	V
Output Duty Cycle	D_{PWM}	PWM Output	5		100	%
TRIAC DIMMING						
The unit is compatible with leading-edge and trailing-edge dimmer.						
Input Voltage	$V_{IN-TRIAC DIM}$			120		VAC
Output Duty Cycle	D_{TRIAC}	PWM Output	0	-	100	%
Suggest Load Range	$P_{Suggest}$	$V_{IN} = 120 VAC$	5		36	W
PROTECTION						
Over Voltage Protection	V_{OVP}	Latch Off Mode			30	V
Over Temperature Protection	T_{OTP}	If the case temperature exceeds OTP point, the output voltage of the driver is automatically reduced.	100	105	110	°C
Short Circuit Protection		It will recover automatically after fault conditions is removed.				
ENVIRONMENT						
Storage Temperature	$T_{Storage}$	Humidity: 5% RH to 95% RH	-40	-	+85	°C
Operating Relative Humidity	H_a	Non Condensing	10		90	%
OTHERS						
Life Time	T_{Life}	Full Load, 120VAC Input, 50°C Case Temperature	50			kHrs
MTBF	T_{MTBF}		200			kHrs
Dimension L × W × H		5.906" × 2.52" × 1.417" (150mm × 64mm × 36mm)				
SAFETY COMPLIANCE						
UL Listed		UL8750 Compliance to UL1310 Class 2, CSA-C22.2 No. 107.1				
EMC COMPLIANCE						
FCC Part 15B		Conducted Emission Test and Radiated Emission Test				
Note: Unless otherwise specified, all the above parameters are measured at ambient temperature of 25°C and $V_{IN} = 100-277 VAC$.						

Questions/Support | 800-789-3810 | quotes@kelvix.com

110620DM



Disclaimer of liability: Technical information contained herein is furnished without charge or obligation and is given and accepted at recipient's sole risk. Conditions of use may vary and are beyond our control, and because of this Conwed makes no representation about, and is not responsible or liable for, the accuracy or reliability of data associated with particular uses of any product described herein.



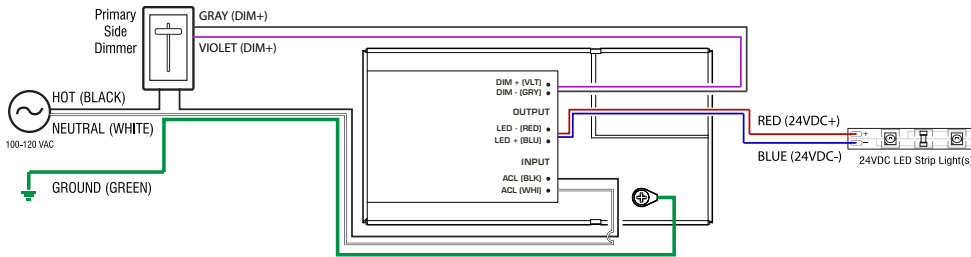
ULV36

36 WATT-24 VOLT | CLASS 2 SUPPLY

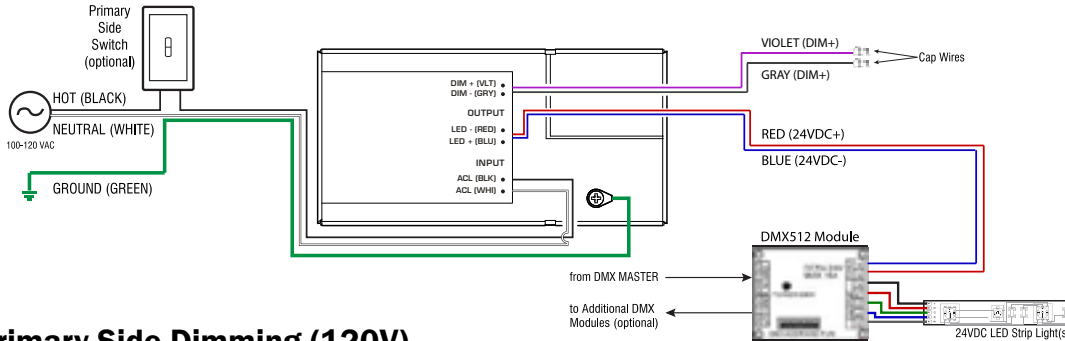


TYPICAL APPLICATION

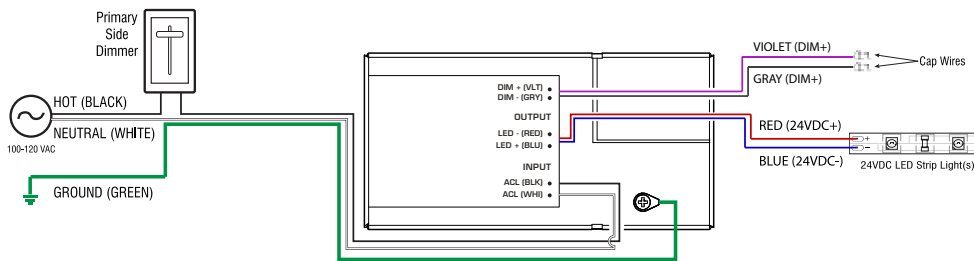
0-10V Dimming (120-277V)



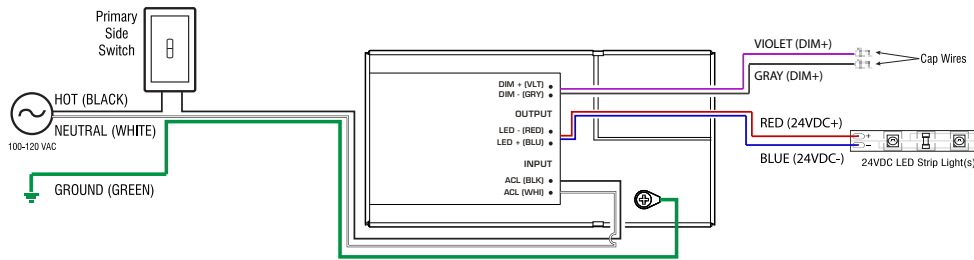
DMX Control (120-277V)



Primary Side Dimming (120V)



Primary Side Switching (120-277V)



Questions/Support | 800-789-3810 | quotes@kelvix.com

110620DM



Disclaimer of liability: Technical information contained herein is furnished without charge or obligation and is given and accepted at recipient's sole risk. Conditions of use may vary and are beyond our control, and because of this Conwed makes no representation about, and is not responsible or liable for, the accuracy or reliability of data associated with particular uses of any product described herein.

Click for latest document version
conwed.com/eurospan-baffle-lighting